


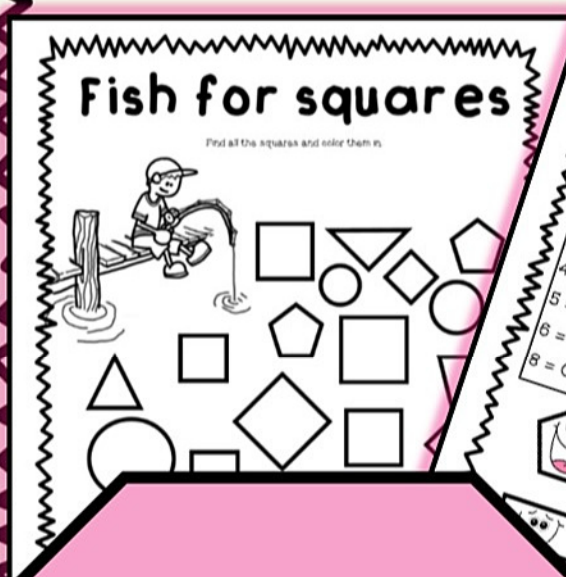




Olivia Walker Presents

# Geometry

## Shape



# Color by Sides

Count the sides of the shapes and color according to the key.

## Sides













3 = Blue

4 = Orange

5 = Yellow

6 = Red

8 = Green







# Match it








Look at the shapes below, count the sides. Cut them out and glue them in the right box.

**3 Sides**


**4 Sides**

**5+ Sides**




# Fish for squares

Find all the squares and color them in.



# Shape Count

Trace and count up each shape, write the number below.



Write the number counted next to the shapes

Squares =     












Circles =     

Triangles =     

Rectangles =



# Color it, Trace it, Draw it


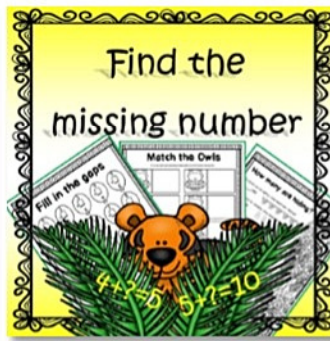


# Thank you for Purchasing my Product!

Leave feedback to receive TPT credits on your next purchases.

If you have any questions or concerns about my product please leave a note on the "ask a question" tab in my store.

## Other Products you may like



## My store!

Follow my store for updates and freebies

<http://www.teacherspayteachers.com/Store/Olivia-Walker>

## Personal Use

My worksheets can be used in your personal teaching, lessons or resources. It cannot be on-sold.

## Clip Art

Some clipart was created myself, but most was thanks to!

